




Course:	MTH 105 01 - Math in Society	Department:	MTH
Responsible Faculty:	Benjamin Holt	Responses / Expected:	3 / 6 (50%)

Student Survey of Courses		MTH 105 - 01														--- Survey Comparisons ---			
		Responses (%)					Course									All			
		SD	D	U	A	SA	N	Mean	Grp Med	Med.	Mode	Low	High	Std Dev	Var	N	Mean	Grp Med	Pct Rnk
Q1	I could access the course materials.	0	0	0	1 33.3%	2 66.7%	3	4.7	4.8	5	5	4	5	.47	.22	271	4.3	4.5	71
Q2	This course increased my understanding of the subject.	0	0	1 33.3%	0	2 66.7%	3	4.3	4.8	5	5	3	5	.94	.89	273	4.1	4.4	52
Q3	The course content was taught in a variety of ways.	0	0	1 33.3%	1 33.3%	1 33.3%	3	4.0	4.0	4	3,4,5	3	5	.82	.67	271	3.9	4.1	51
Q4	I felt comfortable asking questions and making comments when I wanted.	0	1 33.3%	0	0	2 66.7%	3	4.0	4.8	5	5	2	5	1.41	2	267	4.2	4.5	36
Q5	The feedback on my work was timely.	0	0	1 33.3%	0	2 66.7%	3	4.3	4.8	5	5	3	5	.94	.89	269	4.1	4.3	62
Q6	The feedback on my work was helpful.	0	0	1 33.3%	0	2 66.7%	3	4.3	4.8	5	5	3	5	.94	.89	266	4.1	4.3	62
Q7	The instructor provided help when I asked.	0	0	1 33.3%	0	2 66.7%	3	4.3	4.8	5	5	3	5	.94	.89	263	4.3	4.5	51
Q8	I understood what was expected of me as a student.	0	0	1 33.3%	0	2 66.7%	3	4.3	4.8	5	5	3	5	.94	.89	274	4.3	4.5	51
Q9	I understood the grading policies and procedures that were detailed in the syllabus.	0	0	0	1 33.3%	2 66.7%	3	4.7	4.8	5	5	4	5	.47	.22	269	4.3	4.5	72
Q10	My grade reflects how much I learned.	0	0	1 33.3%	1 33.3%	1 33.3%	3	4.0	4.0	4	3,4,5	3	5	.82	.67	266	3.9	4.1	52



Responses: [SD] Strongly Disagree=1 [D] Disagree=2 [U] Undecided=3 [A] Agree=4 [SA] Strongly Agree=5
Pct Rnk: Percentile Rank (100 is best, calculated vs. precise Mean)

Question:	Comments regarding your course?		
Response Rate:	100.00% (3 of 3)		
1	This has been an excellent course. I liked the ability to have an influence in what elements of this course were taught via voting for subjects to be covered. The instructor was helpful, kind and understanding of math fears and was great at addressing each students needs.		
2	I enjoyed learning and felt comfortable asking questions.		
3	I don't like math. It's not my friend and I have a hard time learning math in general. This class is alright and I will say I am behind because Biology was up my butt and I practically couldn't work on any classes. But he does answer my emails and helps me when asked and we work it out to make sure I get what I'm doing		

Course:	MTH 105 02D - Math in Society	Department:	MTH
Responsible Faculty:	Benjamin Holt	Responses / Expected:	3 / 11 (27.27%)

Student Survey of Courses	MTH 105 - 02D															--- Survey Comparisons ---			
	Responses (%)					Course										All			
	SD	D	U	A	SA	N	Mean	Grp Med	Med.	Mode	Low	High	Std Dev	Var	N	Mean	Grp Med	Pct Rnk	
Q1	I could access the course materials.	0	0	1 33.3%	1 33.3%	1 33.3%	3	4.0	4.0	4	3,4,5	3	5	.82	.67	271	4.3	4.5	29
Q2	This course increased my understanding of the subject.	0	0	1 33.3%	2 66.7%	0	3	3.7	3.8	4	4	3	4	.47	.22	273	4.1	4.4	19
Q3	The course content was taught in a variety of ways.	0	1 33.3%	0	1 33.3%	1 33.3%	3	3.7	4.0	4	2,4,5	2	5	1.25	1.56	271	3.9	4.1	34
Q4	I felt comfortable asking questions and making comments when I wanted.	0	1 33.3%	0	1 33.3%	1 33.3%	3	3.7	4.0	4	2,4,5	2	5	1.25	1.56	267	4.2	4.5	20
Q5	The feedback on my work was timely.	0	0	0	2 66.7%	1 33.3%	3	4.3	4.3	4	4	4	5	.47	.22	269	4.1	4.3	62
Q6	The feedback on my work was helpful.	0	0	0	2 66.7%	1 33.3%	3	4.3	4.3	4	4	4	5	.47	.22	266	4.1	4.3	62
Q7	The instructor provided help when I asked.	0	0	1 33.3%	0	2 66.7%	3	4.3	4.8	5	5	3	5	.94	.89	263	4.3	4.5	51
Q8	I understood what was expected of me as a student.	0	1 33.3%	0	1 33.3%	1 33.3%	3	3.7	4.0	4	2,4,5	2	5	1.25	1.56	274	4.3	4.5	12
Q9	I understood the grading policies and procedures that were detailed in the syllabus.	0	0	0	1 33.3%	2 66.7%	3	4.7	4.8	5	5	4	5	.47	.22	269	4.3	4.5	72
Q10	My grade reflects how much I learned.	1 33.3%	0	2 66.7%	0	0	3	2.3	2.8	3	3	1	3	.94	.89	266	3.9	4.1	8

Responses: [SD] Strongly Disagree=1 [D] Disagree=2 [U] Undecided=3 [A] Agree=4 [SA] Strongly Agree=5
Pct Rnk: Percentile Rank (100 is best, calculated vs. precise Mean)

Question:	Comments regarding your course?
Response Rate:	100.00% (3 of 3)
1	Very confusing subjects but great learning platform 
2	Holt is an amazing instructor! I enjoy this class. It's a different method of math and it's easier to understand compared to college algebra. I am horrible at math but this was challenging in a different way. No way would I be able to pass college algebra, it's too complex. This is simple and complicated in it's own unique way. 
3	Given that the course was located outside of MyLakerLink and was presented on a different website made it difficult to understand what was expected from me each week. It was hard to know when to turn in assignments and how to turn them in when the course was so different from any other online courses I have taken before. I feel that my grade would be better if this course listed the assignments on MyLakerLink with links that redirected me to a different website. I just wish it was more cohesive. 