

<b>Course:</b>	MTH 243 01 - Intro to Probability and Statistics	<b>Department:</b>	MTH
<b>Responsible Faculty:</b>	Benjamin Holt	<b>Responses / Expected:</b>	7 / 27 (25.93%)

Student Survey of Courses		MTH 243 - 01														--- Survey Comparisons ---			
		Responses (%)					Course									All			
		SD	D	U	A	SA	N	Mean	Grp Med	Med.	Mode	Low	High	Std Dev	Var	N	Mean	Grp Med	Pct Rnk
Q1	I could access the course materials.	0	0	0	3 42.9%	4 57.1%	7	4.6	4.6	5	5	4	5	.49	.24	1.3K	4.5	4.7	48
Q2	This course increased my understanding of the subject.	0	1 14.3%	2 28.6%	2 28.6%	2 28.6%	7	3.7	3.8	4	3,4,5	2	5	1.03	1.06	1.3K	4.4	4.6	13
Q3	The course content was taught in a variety of ways.	0	2 28.6%	1 14.3%	1 14.3%	3 42.9%	7	3.7	4.0	4	5	2	5	1.28	1.63	1.3K	4.1	4.3	24
Q4	I felt comfortable asking questions and making comments when I wanted.	0	0	0	4 57.1%	3 42.9%	7	4.4	4.4	4	4	4	5	.49	.24	1.3K	4.3	4.6	46
Q5	The feedback on my work was timely.	0	0	2 28.6%	2 28.6%	3 42.9%	7	4.1	4.3	4	5	3	5	.83	.69	1.3K	4.2	4.4	43
Q6	The feedback on my work was helpful.	0	0	1 14.3%	4 57.1%	2 28.6%	7	4.1	4.1	4	4	3	5	.64	.41	1.3K	4.2	4.5	38
Q7	The instructor provided help when I asked.	0	0	1 14.3%	4 57.1%	2 28.6%	7	4.1	4.1	4	4	3	5	.64	.41	1.3K	4.4	4.7	28
Q8	I understood what was expected of me as a student.	0	0	0	5 71.4%	2 28.6%	7	4.3	4.2	4	4	4	5	.45	.20	1.3K	4.4	4.6	34
Q9	I understood the grading policies and procedures that were detailed in the syllabus.	0	0	0	4 57.1%	3 42.9%	7	4.4	4.4	4	4	4	5	.49	.24	1.3K	4.4	4.6	39
Q10	My grade reflects how much I learned.	0	1 14.3%	2 28.6%	2 28.6%	2 28.6%	7	3.7	3.8	4	3,4,5	2	5	1.03	1.06	1.3K	4.1	4.3	24



Responses: [SD] Strongly Disagree=1 [D] Disagree=2 [U] Undecided=3 [A] Agree=4 [SA] Strongly Agree=5  
Pct Rnk: Percentile Rank (100 is best, calculated vs. precise Mean)

Question:	Comments regarding your course?		
<b>Response Rate:</b>	100.00% (7 of 7)		
1	none		
2	none		
3	Tough class but makes it easier with a great professor and his love and passion for the class.		
4	Online material is comprehensive and highly accessible.		
5	I was very discouraged by taking this class. He rarely taught in class and instead had us watch very long, unnecessarily-wordy, and sometimes confusing lecture videos before every class, which was how we were "taught". The very reason I chose not to take the hybrid class was because I know I don't learn math well that way, but come to find out here I was being taught via the internet. This made it very difficult to ask questions. Class time was spent working in a group with other students who most times were more lost and confused than I was so I was left having to try to teach them. If we had questions, we had to wait for a good amount of time to have questions addressed. We were often told to come see him in tutoring or during office hours, which I did. Trying to get help during his tutoring hours was very difficult because there were so many others needing help that I often found myself waiting for 20 minutes or longer to get help with problem. I am a dedicated student that is willing to put in the work. I spent 3-4 every day on this class and that was just attending class, listening and taking notes on the lecture videos, doing the weekly assignment, and doing my homework. That didn't count actually studying. I had no time to study because this class literally took over my life! And I still didn't understand it, and still felt like I was teaching myself. And the homework: Every day it was a new set of 20 problems that we learned earlier that day. So I was teaching myself to do these problems and then taking the test. If I didn't get a passing grade of 80% or above then I didn't pass and had to retake it. There were nights I did this 3 times. I often spent hours just trying to get a passing grade on my homework. This class was a nightmare. I had a 90% in this class at week 7, just before our second exam, and I dropped this class because I didn't feel I had been taught the material that I would be tested on for the second exam and I didn't feel I was getting the help I needed when I tried to address it with the instructor. I'm sorry this has been more of a rant than constructive criticism. While I won't be taking another class from this instructor I really hope he can revamp his class. I know the majority of the students in their are struggling. I think the way he has grading set up doesn't reflect that. Future students could benefit from the lecture videos being shorter, more concise (to the point) with clear instructions on how to do the math.		
6	I think the only issue with this class I have is the fact that we have to watch videos of the lectures instead of lecture being in person. Not everyone has the time to take an extra 30 minutes to an extra hour or longer to watch a video and then take even more time on the actual assignment. So I think lecture period should be used for lectures and going over how to do the problems instead of over view then here's some problems...		
7	I really enjoyed this class and I do believe it is because of the way Mr. Holt presents the material and the way that he conducts his class. His love for statistics and mathematics in general is obvious.		

<b>Course:</b>	MTH 243 01RCD - Intro to Probability and Statistics	<b>Department:</b>	MTH
<b>Responsible Faculty:</b>	Benjamin Holt	<b>Responses / Expected:</b>	1 / 1 (100%)

Student Survey of Courses		MTH 243 - 01RCD														--- Survey Comparisons ---			
		Responses (%)					Course									All			
		SD	D	U	A	SA	N	Mean	Grp Med	Med.	Mode	Low	High	Std Dev	Var	N	Mean	Grp Med	Pct Rnk
Q1	I could access the course materials.	0	0	0	0	1	5.0	5.0	5	5	5	5	0	0	1.3K	4.5	4.7	88	
Q2	This course increased my understanding of the subject.	0	0	0	0	1	5.0	5.0	5	5	5	5	0	0	1.3K	4.4	4.6	89	
Q3	The course content was taught in a variety of ways.	0	1	0	0	1	2.0	2.0	2	2	2	2	0	0	1.3K	4.1	4.3	4	
Q4	I felt comfortable asking questions and making comments when I wanted.	0	0	0	0	1	5.0	5.0	5	5	5	5	0	0	1.3K	4.3	4.6	88	
Q5	The feedback on my work was timely.	0	0	0	1	0	4.0	4.0	4	4	4	4	0	0	1.3K	4.2	4.4	33	
Q6	The feedback on my work was helpful.	0	0	0	0	1	5.0	5.0	5	5	5	5	0	0	1.3K	4.2	4.5	89	
Q7	The instructor provided help when I asked.	0	0	0	0	1	5.0	5.0	5	5	5	5	0	0	1.3K	4.4	4.7	86	
Q8	I understood what was expected of me as a student.	0	0	0	0	1	5.0	5.0	5	5	5	5	0	0	1.3K	4.4	4.6	88	
Q9	I understood the grading policies and procedures that were detailed in the syllabus.	0	0	0	0	1	5.0	5.0	5	5	5	5	0	0	1.3K	4.4	4.6	88	
Q10	My grade reflects how much I learned.	0	0	0	1	0	4.0	4.0	4	4	4	4	0	0	1.3K	4.1	4.3	40	

Responses: [SD] Strongly Disagree=1 [D] Disagree=2 [U] Undecided=3 [A] Agree=4 [SA] Strongly Agree=5  
Pct Rnk: Percentile Rank (100 is best, calculated vs. precise Mean)

<b>Question:</b>	Comments regarding your course?
<b>Response Rate:</b>	100.00% (1 of 1)
1	This was a fun class.  

<b>Course:</b>	MTH 251 01 - Calculus I Differential Calculus	<b>Department:</b>	MTH
<b>Responsible Faculty:</b>	Benjamin Holt	<b>Responses / Expected:</b>	4 / 19 (21.05%)

Student Survey of Courses	MTH 251 - 01															--- Survey Comparisons ---							
	Responses (%)					Course										All							
	SD	D	U	A	SA	N	Mean	Grp Med	Med.	Mode	Low	High	Std Dev	Var	N	Mean	Grp Med	Pct Rnk					
Q1	I could access the course materials.					0	0	0	0	4	4	5.0	5.0	5	5	5	5	0	0	1.3K	4.5	4.7	88
Q2	This course increased my understanding of the subject.					1	0	0	1	2	4	3.8	4.5	4.5	5	1	5	1.64	2.69	1.3K	4.4	4.6	14
Q3	The course content was taught in a variety of ways.					1	0	0	1	2	4	3.8	4.5	4.5	5	1	5	1.64	2.69	1.3K	4.1	4.3	25
Q4	I felt comfortable asking questions and making comments when I wanted.					0	0	0	1	3	4	4.8	4.8	5	5	4	5	.43	.19	1.3K	4.3	4.6	67
Q5	The feedback on my work was timely.					0	0	1	1	2	4	4.3	4.5	4.5	5	3	5	.83	.69	1.3K	4.2	4.4	48
Q6	The feedback on my work was helpful.					0	0	1	2	1	4	4.0	4.0	4	4	3	5	.71	.50	1.3K	4.2	4.5	30
Q7	The instructor provided help when I asked.					0	1	0	0	3	4	4.3	4.8	5	5	2	5	1.30	1.69	1.3K	4.4	4.7	32
Q8	I understood what was expected of me as a student.					0	0	1	0	3	4	4.5	4.8	5	5	3	5	.87	.75	1.3K	4.4	4.6	46
Q9	I understood the grading policies and procedures that were detailed in the syllabus.					0	0	0	2	2	4	4.5	4.5	4.5	4.5	4	5	.50	.25	1.3K	4.4	4.6	45
Q10	My grade reflects how much I learned.					0	1	0	3	0	4	3.5	3.8	4	4	2	4	.87	.75	1.3K	4.1	4.3	17

Responses: [SD] Strongly Disagree=1 [D] Disagree=2 [U] Undecided=3 [A] Agree=4 [SA] Strongly Agree=5  
Pct Rnk: Percentile Rank (100 is best, calculated vs. precise Mean)

Question:	Comments regarding your course?
<b>Response Rate:</b>	100.00% (4 of 4)
1	Really liked the class overall. No complaints.
2	My main complaint about the course is that the homework load is very heavy with one 30 minute lecture to watch and another 30-60 minutes of problems to do every night. I am also not a huge fan of the format of watching lectures at home and doing group work in class. I'd prefer in-class lectures and taking questions on the lecture/homework without the group work. You also have to print out the homework yourself which seems unnecessary, why have every student individually take 5 minutes to print out the assignment every day rather than just printing them out in bulk and supplying them in class?  The course is only worth 4 credits but there are 50 minutes of class 5 days a week in addition to the homework mentioned above, I have a 5 credit class that is significantly easier and less time-intensive.
3	I don't know how the professor expects us to learn calculus when he didn't do any lectures all term and expected us to get the bulk of our learning from Youtube videos that he linked us to. I could have just done that on my own, I'm paying to be taught by an instructor.
4	Great professor

<b>Course:</b> MTH 251H 01 - Calculus I w/Honors	<b>Department:</b> MTH
<b>Responsible Faculty:</b> Benjamin Holt	<b>Responses / Expected:</b> 1 / 2 (50%)

Student Survey of Courses	MTH 251H - 01															--- Survey Comparisons ---				
	Responses (%)					Course										All				
	SD	D	U	A	SA	N	Mean	Grp Med	Med.	Mode	Low	High	Std Dev	Var	N	Mean	Grp Med	Pct Rnk		
Q1	I could access the course materials.	0	0	0	0	1	5.0	5.0	5	5	5	5	0	0	1.3K	4.5	4.7	88		
Q2	This course increased my understanding of the subject.	0	0	0	1	100%	0	1	4.0	4.0	4	4	4	4	0	0	1.3K	4.4	4.6	25
Q3	The course content was taught in a variety of ways.	1	100%	0	0	0	1	1.0	1.0	1	1	1	1	0	0	1.3K	4.1	4.3	1	
Q4	I felt comfortable asking questions and making comments when I wanted.	0	0	0	1	100%	0	1	4.0	4.0	4	4	4	4	0	0	1.3K	4.3	4.6	25
Q5	The feedback on my work was timely.	0	0	0	0	1	5.0	5.0	5	5	5	5	5	0	0	1.3K	4.2	4.4	90	
Q6	The feedback on my work was helpful.	0	0	0	0	1	5.0	5.0	5	5	5	5	5	0	0	1.3K	4.2	4.5	89	
Q7	The instructor provided help when I asked.	0	0	0	1	100%	0	1	4.0	4.0	4	4	4	4	0	0	1.3K	4.4	4.7	19
Q8	I understood what was expected of me as a student.	0	0	0	0	1	5.0	5.0	5	5	5	5	5	0	0	1.3K	4.4	4.6	88	
Q9	I understood the grading policies and procedures that were detailed in the syllabus.	0	0	0	0	1	5.0	5.0	5	5	5	5	5	0	0	1.3K	4.4	4.6	88	
Q10	My grade reflects how much I learned.	0	0	0	1	100%	0	1	4.0	4.0	4	4	4	4	0	0	1.3K	4.1	4.3	40

Responses: [SD] Strongly Disagree=1 [D] Disagree=2 [U] Undecided=3 [A] Agree=4 [SA] Strongly Agree=5  
Pct Rnk: Percentile Rank (100 is best, calculated vs. precise Mean)













<b>Question:</b> Comments regarding your course?
<b>Response Rate:</b> 100.00% (1 of 1)
1 Overall the course was decent. The grading and teaching style was not my favorite as we only used videos with very few actual class discussions. For the most part it felt as I was teaching myself rather than being taught.



<b>Course:</b>	MTH 81 02C - Applied Mathematics For CulinaryArts	<b>Department:</b>	MTH
<b>Responsible Faculty:</b>	Benjamin Holt	<b>Responses / Expected:</b>	7 / 14 (50%)

Student Survey of Courses		MTH 81 - 02C														--- Survey Comparisons ---			
		Responses (%)					Course									All			
		SD	D	U	A	SA	N	Mean	Grp Med	Med.	Mode	Low	High	Std Dev	Var	N	Mean	Grp Med	Pct Rnk
Q1	I could access the course materials.	0	0	0	3 42.9%	4 57.1%	7	4.6	4.6	5	5	4	5	.49	.24	1.3K	4.5	4.7	48
Q2	This course increased my understanding of the subject.	0	2 28.6%	0	2 28.6%	3 42.9%	7	3.9	4.3	4	5	2	5	1.25	1.55	1.3K	4.4	4.6	17
Q3	The course content was taught in a variety of ways.	0	2 28.6%	0	2 28.6%	3 42.9%	7	3.9	4.3	4	5	2	5	1.25	1.55	1.3K	4.1	4.3	29
Q4	I felt comfortable asking questions and making comments when I wanted.	0	1 14.3%	1 14.3%	1 14.3%	4 57.1%	7	4.1	4.6	5	5	2	5	1.12	1.27	1.3K	4.3	4.6	34
Q5	The feedback on my work was timely.	0	1 14.3%	1 14.3%	2 28.6%	3 42.9%	7	4.0	4.3	4	5	2	5	1.07	1.14	1.3K	4.2	4.4	33
Q6	The feedback on my work was helpful.	1 14.3%	0	1 14.3%	2 28.6%	3 42.9%	7	3.9	4.3	4	5	1	5	1.36	1.84	1.3K	4.2	4.5	23
Q7	The instructor provided help when I asked.	0	1 14.3%	1 14.3%	1 14.3%	4 57.1%	7	4.1	4.6	5	5	2	5	1.12	1.27	1.3K	4.4	4.7	28
Q8	I understood what was expected of me as a student.	0	0	0	3 50%	3 50%	6	4.5	4.5	4.5	4.5	4	5	.50	.25	1.3K	4.4	4.6	46
Q9	I understood the grading policies and procedures that were detailed in the syllabus.	0	0	1 14.3%	3 42.9%	3 42.9%	7	4.3	4.3	4	4.5	3	5	.70	.49	1.3K	4.4	4.6	31
Q10	My grade reflects how much I learned.	0	0	0	4 57.1%	3 42.9%	7	4.4	4.4	4	4	4	5	.49	.24	1.3K	4.1	4.3	65

Responses: [SD] Strongly Disagree=1 [D] Disagree=2 [U] Undecided=3 [A] Agree=4 [SA] Strongly Agree=5  
Pct Rnk: Percentile Rank (100 is best, calculated vs. precise Mean)

<b>Question:</b>	Comments regarding your course?	
<b>Response Rate:</b>	100.00%	(7 of 7)
1	The website is very cool! :)	 
2	N/A	 
3	Learned a lot	 
4	It was taught in a very approachable way and the professor has a great sense of humor which makes the class laugh as they learn math. I think that's a great way to teach and it helped me.	 
5	I would say I enjoy the class room and that maybe as in options we could have homework be on paper for students that can't always do homework online.	 
6	Holt needs to explain things better and it different ways, he teaches to one style,nice guy but needs to explain things better	 
7	Easy class, but enjoyed it	