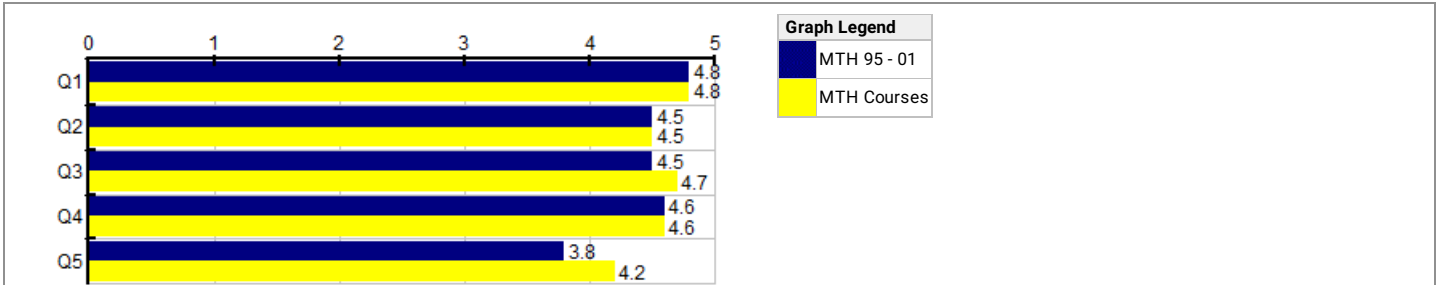


**2023-2024 Winter Survey
2023 WI (2024)**

Southwestern Oregon Community College
SWOCC

Course:	MTH 95 01 - Intermediate Algebra	Department:	MTH
Responsible Faculty:	Benjamin Holt	Responses / Expected:	12 / 17 (70.59%)



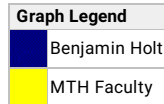

Course-based	MTH 95 - 01							--- Survey Comparisons ---				
	Course							MTH				
	N	Mean	Grp Med	Med.	Mode	Low	High	N	Mean	Grp Med	Dec Rnk	
Q1	I could access the course materials.	12	4.8	4.8	5	5	4	5	85	4.8	4.9	4
Q2	This course increased my understanding of the subject.	12	4.5	4.5	4.5	4,5	4	5	86	4.5	4.7	4
Q3	I understood what was expected of me as a student.	12	4.5	4.5	4.5	4,5	4	5	86	4.7	4.8	4
Q4	I understood the grading policies and procedures that were detailed in the syllabus.	12	4.6	4.6	5	5	4	5	86	4.6	4.8	4
Q5	My grade reflects how much I learned.	12	3.8	4.0	4	4	1	5	86	4.2	4.5	3

Choices / Values: Strongly Disagree=1 | Disagree=2 | Undecided=3 | Agree=4 | Strongly Agree=5
Dec Rnk: Decile Rank (10-1, 10 is best, calculated vs. precise Mean)

Q6 - Comments regarding your course?

Response Rate: 100.00% (12 of 12)

1	great instructor, great energy.	
2	This was my favorite class and the professor was super helpful	
3	This course was great and the professor was very nice and happy to help with questions, There were no downsides whatsoever!	
4	This course was challenging but access to good materials and the course being taught in an easy to take in way makes it easy to understand these hard topics and get through them better.	
5	Thank you for the enthusiasm you put into Algebra. I have never laughed in a math class this much.	
6	Some things I understood better than other, but some of the assignments I could have put more of my effort in.	
7	Overall, it was an interesting course.	
8	Mr Holt was always nice and willing to help. He was clear with his examples and his videos were easy to follow.	
9	I enjoyed the class.	
10	I enjoyed the class, Professor Holt is great at explaining the material.	
11	I enjoyed how the class was taught and who taught it One of the better math classes I've taken in a while	
12	Great and clear syllabus you can see the whole term and the hyperlink for the course work in the syllabus.	



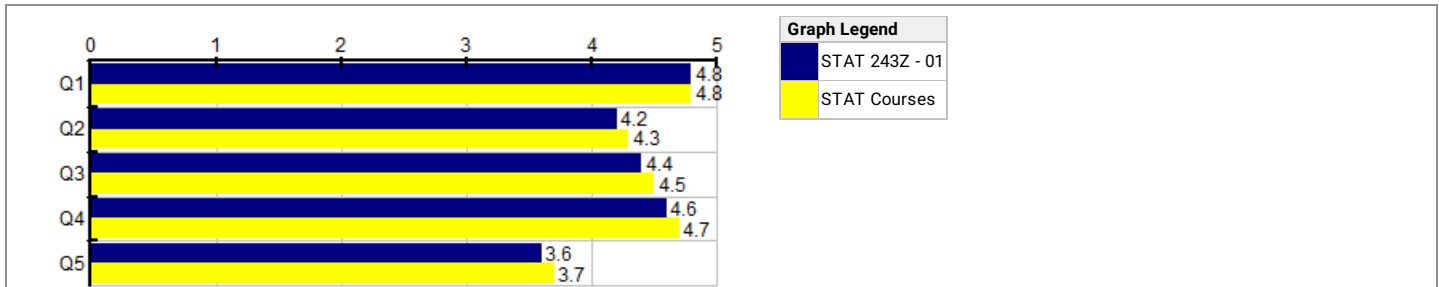
People-based		Benjamin Holt							--- Survey Comparisons ---			
		Individual							MTH			
		N	Mean	Grp Med	Med.	Mode	Low	High	N	Mean	Grp Med	Dec Rnk
Q7	The course content was taught in a variety of ways.	12	4.3	4.2	4	4	3	5	85	4.2	4.3	6
Q8	I felt comfortable asking questions and making comments when I wanted.	12	4.4	4.5	4.5	5	3	5	84	4.5	4.8	3
Q9	The feedback on my work was timely.	12	4.5	4.6	5	5	3	5	85	4.5	4.8	4
Q10	The feedback on my work was helpful.	11	4.6	4.7	5	5	4	5	83	4.4	4.7	6
Q11	The instructor provided help when I asked.	12	4.8	4.9	5	5	4	5	84	4.7	4.9	7

Choices / Values: Strongly Disagree=1 | Disagree=2 | Undecided=3 | Agree=4 | Strongly Agree=5
Dec Rnk: Decile Rank (10-1, 10 is best, calculated vs. precise Mean)

**2023-2024 Winter Survey
2023 WI (2024)**

Southwestern Oregon Community College
SWOCC

Course:	STAT 243Z 01 - Elementary Statistics I	Department:	STAT
Responsible Faculty:	Benjamin Holt	Responses / Expected:	23 / 28 (82.14%)












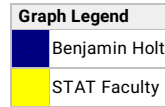

Course-based	STAT 243Z - 01							--- Survey Comparisons ---				
	Course							STAT				
	N	Mean	Grp Med	Med.	Mode	Low	High	N	Mean	Grp Med	Dec Rnk	
Q1	I could access the course materials.	23	4.8	4.9	5	5	4	5	42	4.8	4.9	8
Q2	This course increased my understanding of the subject.	23	4.2	4.2	4	4	3	5	42	4.3	4.3	3
Q3	I understood what was expected of me as a student.	23	4.4	4.5	4	5	3	5	42	4.5	4.7	3
Q4	I understood the grading policies and procedures that were detailed in the syllabus.	23	4.6	4.7	5	5	4	5	42	4.7	4.8	3
Q5	My grade reflects how much I learned.	23	3.6	3.7	4	4	2	5	42	3.7	3.8	3

Choices / Values: Strongly Disagree=1 | Disagree=2 | Undecided=3 | Agree=4 | Strongly Agree=5
Dec Rnk: Decile Rank (10-1, 10 is best, calculated vs. precise Mean)

Q6 - Comments regarding your course?
Response Rate: 100.00% (23 of 23)

1	While I do not care for math I did learn from Professor Holt and he explained things well	
2	This course was helpful to some degree but I found myself more confused than anything most of the time. I also wish I would have had access to my midterm after it was graded so I could have seen what I did wrong.	
3	This class has been challenging but it also has been a neat experience learning! Thank you Mr.Holt	
4	The module could be organized a little better with due dates.	
5	The course was easy to follow. I enjoyed having the videos readily available. I also enjoyed being able to redo the homework assignments when needed. This gave me more practice questions to work on.	
6	Some assignment were way too hard compared to the rest which made it challenging.some of the example offered in the lectures were too easy compared to the assignment we had to do to receive the code.	
7	Professor Holt made a challenging class doable, which is amazing as I feel most students are afraid of statistics. He was very honest about his expectations and was always open to meeting. The only thing I would change is the way to weeks are set up, I typically follow the work by week by week but sometimes due dates would be in weeks prior that I thought was already finished. However, I also could have paid attention better to the details	
8	Our professor goes above taking his time to make sure that his students have the tools needed to pass the class and have full understanding of the subject. He is fair and deserves a raise! Statistics is a hard class. We are lucky to have him at the college!	
9	None	
10	N/A	
11	Lots of great resources provided on Holt's website.	
12	Large workload but that's about it.	
13	I've learned a lot from this class, but I do feel like the videos could have better explanations. Like examples closer to some of the homework questions	
14	I would have liked to see calculator functions with each section as well. Other than that, this was a good class.	

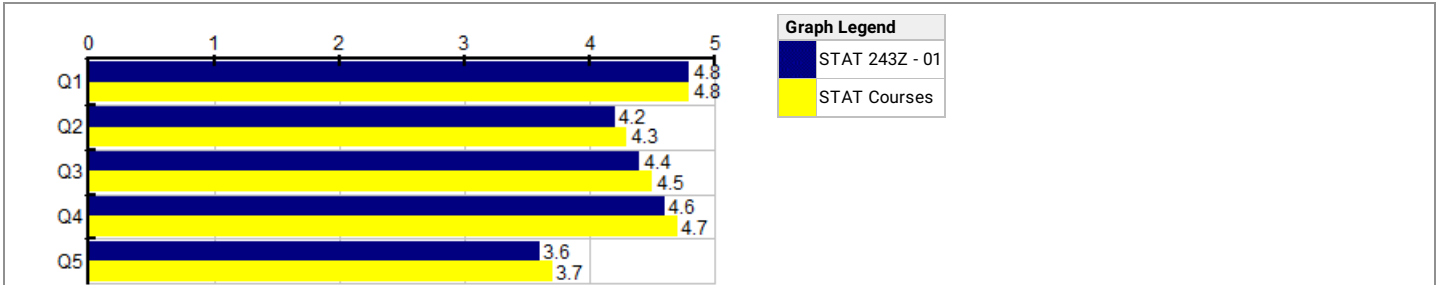
15	I was able to learn even when many said that stats was very difficult	
16	I very much appreciate Mr. Holt as a professor. I can tell how passionate he is about statistics and it really helps for the learning environment. Thankyou Mr. Holt for putting so much effort into teaching a class that MANY people struggle with. You are appreciated.	
17	I really liked the videos, they were fun to watch and definitely helped my understanding of the work!	
18	I like how everything is set up and easily accessible.	
19	I enjoyed using your website for various different assignments. It was functional, efficient, and useful. I enjoyed the lectures as well. Written work in the lectures may be useful for other prospective students. Overall, I enjoyed this course.	
20	I absolutely loved this course and it taught me a lot more about stats other than my basic knowledge. I wish I could have put even more time into it to absorb it all.	
21	Great teacher tough course!	
22	Excellent course. Holt.Blue is an easy-to-access website with all required course materials. Instructor Holt is professional, excited about the subject, and reliable.	
23	All of my responses were "strongly agree," and I do not doubt for a second that most students would rate him anything less than. He is a special teacher at this community college and in our community. He goes above and beyond when it comes to each detail of his course. He most definitely gives us the tools and every opportunity to succeed. I am beyond grateful to take this class specifically with him because I feel confident in the progress I have made. He wants his students to succeed and its very obvious! He deserves credit where credit is due and this acknowledgment for what great work he has done! THANK YOU, MR. HOLT!	



People-based		Benjamin Holt						--- Survey Comparisons ---				
		Individual						STAT				
		N	Mean	Grp Med	Med.	Mode	Low	High	N	Mean	Grp Med	Dec Rnk
Q7	The course content was taught in a variety of ways.	23	4.0	4.1	4	4	1	5	42	3.9	4.0	8
Q8	I felt comfortable asking questions and making comments when I wanted.	23	4.2	4.2	4	4	3	5	42	4.3	4.4	3
Q9	The feedback on my work was timely.	23	4.3	4.4	4	4,5	3	5	42	4.4	4.4	3
Q10	The feedback on my work was helpful.	23	4.4	4.4	4	4	3	5	42	4.4	4.5	3
Q11	The instructor provided help when I asked.	23	4.3	4.4	4	4,5	3	5	42	4.5	4.6	3

Choices / Values: Strongly Disagree=1 | Disagree=2 | Undecided=3 | Agree=4 | Strongly Agree=5
Dec Rnk: Decile Rank (10-1, 10 is best, calculated vs. precise Mean)

Course:	STAT 243Z 01 - Elementary Statistics I	Department:	STAT
Responsible Faculty:	Benjamin Holt	Responses / Expected:	23 / 28 (82.14%)












Course-based	STAT 243Z - 01							--- Survey Comparisons ---				
	Course							STAT				
	N	Mean	Grp Med	Med.	Mode	Low	High	N	Mean	Grp Med	Dec Rnk	
Q1	I could access the course materials.	23	4.8	4.9	5	5	4	5	42	4.8	4.9	8
Q2	This course increased my understanding of the subject.	23	4.2	4.2	4	4	3	5	42	4.3	4.3	3
Q3	I understood what was expected of me as a student.	23	4.4	4.5	4	5	3	5	42	4.5	4.7	3
Q4	I understood the grading policies and procedures that were detailed in the syllabus.	23	4.6	4.7	5	5	4	5	42	4.7	4.8	3
Q5	My grade reflects how much I learned.	23	3.6	3.7	4	4	2	5	42	3.7	3.8	3

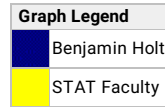

Choices / Values: Strongly Disagree=1 | Disagree=2 | Undecided=3 | Agree=4 | Strongly Agree=5
Dec Rnk: Decile Rank (10-1, 10 is best, calculated vs. precise Mean)

Q6 - Comments regarding your course?

Response Rate: 100.00% (23 of 23)

1	While I do not care for math I did learn from Professor Holt and he explained things well	
2	This course was helpful to some degree but I found myself more confused than anything most of the time. I also wish I would have had access to my midterm after it was graded so I could have seen what I did wrong.	
3	This class has been challenging but it also has been a neat experience learning! Thank you Mr.Holt	
4	The module could be organized a little better with due dates.	
5	The course was easy to follow. I enjoyed having the videos readily available. I also enjoyed being able to redo the homework assignments when needed. This gave me more practice questions to work on.	
6	Some assignment were way too hard compared to the rest which made it challenging.some of the example offered in the lectures were too easy compared to the assignment we had to do to receive the code.	
7	Professor Holt made a challenging class doable, which is amazing as I feel most students are afraid of statistics. He was very honest about his expectations and was always open to meeting. The only thing I would change is the way to weeks are set up, I typically follow the work by week by week but sometimes due dates would be in weeks prior that I thought was already finished. However, I also could have paid attention better to the details	
8	Our professor goes above taking his time to make sure that his students have the tools needed to pass the class and have full understanding of the subject. He is fair and deserves a raise! Statistics is a hard class. We are lucky to have him at the college!	
9	None	
10	N/A	
11	Lots of great resources provided on Holt's website.	
12	Large workload but that's about it.	
13	I've learned a lot from this class, but I do feel like the videos could have better explanations. Like examples closer to some of the homework questions	
14	I would have liked to see calculator functions with each section as well. Other than that, this was a good class.	

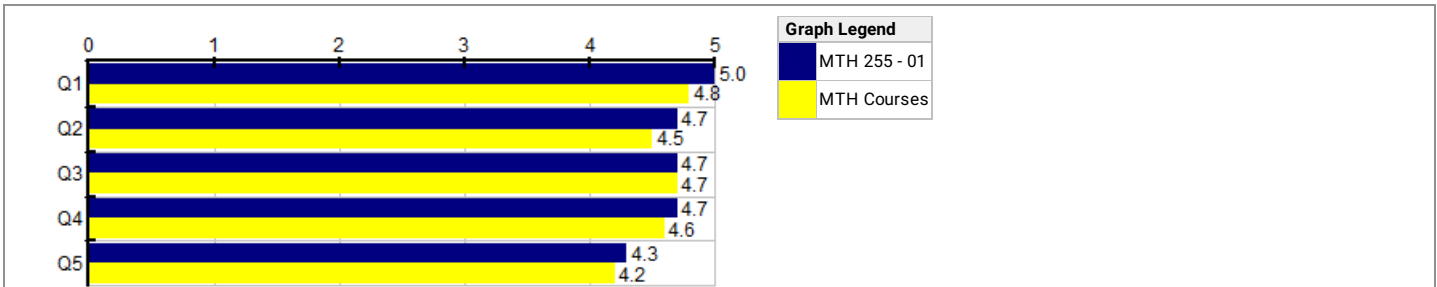
15	I was able to learn even when many said that stats was very difficult	
16	I very much appreciate Mr. Holt as a professor. I can tell how passionate he is about statistics and it really helps for the learning environment. Thankyou Mr. Holt for putting so much effort into teaching a class that MANY people struggle with. You are appreciated.	
17	I really liked the videos, they were fun to watch and definitely helped my understanding of the work!	
18	I like how everything is set up and easily accessible.	
19	I enjoyed using your website for various different assignments. It was functional, efficient, and useful. I enjoyed the lectures as well. Written work in the lectures may be useful for other prospective students. Overall, I enjoyed this course.	
20	I absolutely loved this course and it taught me a lot more about stats other than my basic knowledge. I wish I could have put even more time into it to absorb it all.	
21	Great teacher tough course!	
22	Excellent course. Holt.Blue is an easy-to-access website with all required course materials. Instructor Holt is professional, excited about the subject, and reliable.	
23	All of my responses were "strongly agree," and I do not doubt for a second that most students would rate him anything less than. He is a special teacher at this community college and in our community. He goes above and beyond when it comes to each detail of his course. He most definitely gives us the tools and every opportunity to succeed. I am beyond grateful to take this class specifically with him because I feel confident in the progress I have made. He wants his students to succeed and its very obvious! He deserves credit where credit is due and this acknowledgment for what great work he has done! THANK YOU, MR. HOLT!	



People-based		Benjamin Holt						--- Survey Comparisons ---				
		Individual						STAT				
		N	Mean	Grp Med	Med.	Mode	Low	High	N	Mean	Grp Med	Dec Rnk
Q7	The course content was taught in a variety of ways.	23	4.0	4.1	4	4	1	5	42	3.9	4.0	8
Q8	I felt comfortable asking questions and making comments when I wanted.	23	4.2	4.2	4	4	3	5	42	4.3	4.4	3
Q9	The feedback on my work was timely.	23	4.3	4.4	4	4,5	3	5	42	4.4	4.4	3
Q10	The feedback on my work was helpful.	23	4.4	4.4	4	4	3	5	42	4.4	4.5	3
Q11	The instructor provided help when I asked.	23	4.3	4.4	4	4,5	3	5	42	4.5	4.6	3

Choices / Values: Strongly Disagree=1 | Disagree=2 | Undecided=3 | Agree=4 | Strongly Agree=5
Dec Rnk: Decile Rank (10-1, 10 is best, calculated vs. precise Mean)

Course: MTH 255 01 - Vector Calculus II	Department: MTH
Responsible Faculty: Benjamin Holt	Responses / Expected: 3 / 4 (75%)



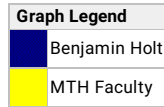

Course-based	MTH 255 - 01							--- Survey Comparisons ---				
	Course							MTH				
	N	Mean	Grp Med	Med.	Mode	Low	High	N	Mean	Grp Med	Dec Rnk	
Q1	I could access the course materials.	3	5.0	5.0	5	5	5	5	85	4.8	4.9	8
Q2	This course increased my understanding of the subject.	3	4.7	4.8	5	5	4	5	86	4.5	4.7	6
Q3	I understood what was expected of me as a student.	3	4.7	4.8	5	5	4	5	86	4.7	4.8	5
Q4	I understood the grading policies and procedures that were detailed in the syllabus.	3	4.7	4.8	5	5	4	5	86	4.6	4.8	5
Q5	My grade reflects how much I learned.	3	4.3	4.3	4	4	4	5	86	4.2	4.5	6

Choices / Values: Strongly Disagree=1 | Disagree=2 | Undecided=3 | Agree=4 | Strongly Agree=5
Dec Rnk: Decile Rank (10-1, 10 is best, calculated vs. precise Mean)

Q6 - Comments regarding your course?

Response Rate: 100.00% (3 of 3)

1	Notes and lessons are very thorough. Homework is very helpful for preparing for the exams.	
2	I improved as a mathematician. The multiple choice exams were weird and unusual. The teacher was helpful.	
3	A great course, really interesting and fun. Loved that it was a small group, easier to ask questions and understand what the teacher was looking for.	



People-based		Benjamin Holt						--- Survey Comparisons ---				
		Individual						MTH				
		N	Mean	Grp Med	Med.	Mode	Low	High	N	Mean	Grp Med	Dec Rnk
Q7	The course content was taught in a variety of ways.	3	4.0	4.0	4	3,4,5	3	5	85	4.2	4.3	4
Q8	I felt comfortable asking questions and making comments when I wanted.	3	5.0	5.0	5	5	5	5	84	4.5	4.8	9
Q9	The feedback on my work was timely.	3	5.0	5.0	5	5	5	5	85	4.5	4.8	9
Q10	The feedback on my work was helpful.	3	4.7	4.8	5	5	4	5	83	4.4	4.7	7
Q11	The instructor provided help when I asked.	3	5.0	5.0	5	5	5	5	84	4.7	4.9	9

Choices / Values: Strongly Disagree=1 | Disagree=2 | Undecided=3 | Agree=4 | Strongly Agree=5
Dec Rnk: Decile Rank (10-1, 10 is best, calculated vs. precise Mean)